

## Simplex Series - Executive/Management Swivel Tilt Mechanism




### Product Specifications:

- : Breathable fixed black mesh back with fully upholstered seat.
- : Optional vest cover is affixed to mesh back and cannot be removed.
- : Adjustable lumbar support.
- : Armless, black adjustable T-Arm and fixed C-Arm models.
- : Executive/Management Swivel Tilt mechanism. Refer to page 24 for mechanism guide.
- : Pneumatic lift.
- : Seat Slider is standard.

: Black Nylon or Polished Aluminum base options.

**: With the exception of will call orders, list prices reflect KD (knocked down), cartoned shipments only.**

: When ordering options, add appropriate option model number after chair model number, e.g. C4054-B-SS.

	Model	COV				COL		Specifications
		COM/1	2	3	4	5	6	
	<b>Mesh Back</b>							W 21 D 22 H 37-42
	#C4051-B Armless, Black Base	497	515	532	549	566	583	Seat Height: 17-22
	#C4051-C Armless, Aluminum Base	547	565	582	599	616	633	Inside Seat Width: 19½
	<b>Mesh Back with Vest Cover</b>							Inside Seat Depth: 18½
	#C4151-B Armless, Black Base	545	563	580	597	614	631	Weight: 34 lbs.
#C4151-C Armless, Aluminum Base	595	613	630	647	664	681	Seat COM: ¾ yard	
								Vest COM: ¾ yard
	<b>Mesh Back</b>							W 25 D 22 H 37-42
	#C4053-B T-Arm, Black Base	547	565	582	599	616	633	Arm Height: 25-30
	#C4053-C T-Arm, Aluminum Base	597	615	632	649	666	683	Seat Height: 17-22
	<b>Mesh Back with Vest Cover</b>							Inside Seat Width: 19½
	#C4153-B T-Arm, Black Base	595	613	630	647	664	681	Inside Seat Depth: 18½
#C4153-C T-Arm, Aluminum Base	645	663	680	697	714	731	Weight: 38 lbs.	
								Seat COM: ¾ yard
								Vest COM: ¾ yard
	<b>Mesh Back</b>							W 25 D 22 H 37-42
	#C4054-B C-Arm, Black Base	522	540	557	574	591	608	Arm Height: 26-31
	#C4054-C C-Arm, Aluminum Base	572	590	607	624	641	658	Seat Height: 17-22
	<b>Mesh Back with Vest Cover</b>							Inside Seat Width: 19½
	#C4154-B C-Arm, Black Base	570	588	605	622	639	656	Inside Seat Depth: 18½
#C4154-C C-Arm, Aluminum Base	620	638	655	672	689	706	Weight: 38 lbs.	
								Seat COM: ¾ yard
								Vest COM: ¾ yard
<b>Options</b>								
	TB 133 (-TB)	Not Available						
	Soft Tread Casters (-STC)	\$25						
	Stool Kit (-SK), non-tilt mechanism only	\$85						

## Simplex Series - Executive/Management Synchro-Tilt Mechanism




### Product Specifications:

- : Breathable fixed black mesh back with fully upholstered seat.
- : Optional vest cover is affixed to mesh back and cannot be removed.
- : Adjustable lumbar support.
- : Armless, black adjustable T-Arm and fixed C-Arm models.
- : Executive/Management Synchro-Tilt mechanism. Refer to page 24 for mechanism guide.
- : Pneumatic lift.
- : Seat Slider is standard.

: Black Nylon or Polished Aluminum base options.

**: With the exception of will call orders, list prices reflect KD (knocked down), cartoned shipments only.**

: When ordering options, add appropriate option model number after chair model number, e.g. C4194-C-WA.

	Model	COM/1		COV		COL		Specifications
		2	3	4	5	6		
	<b>Mesh Back</b>							W 21 D 22 H 37-42 Seat Height: 17-22
	#C4091-B Armless, Black Base	534	552	569	586	603	620	Seat Height: 17-22
	#C4091-C Armless, Aluminum Base	584	602	619	636	653	670	Inside Seat Width: 19½ Inside Seat Depth: 18½
	<b>Mesh Back with Vest Cover</b>							Weight: 34 lbs.
	#C4191-B Armless, Black Base	582	600	617	634	651	668	Seat COM: ¾ yard
	#C4191-C Armless, Aluminum Base	632	650	667	684	701	718	Vest COM: ¾ yard
	<b>Mesh Back</b>							W 25 D 22 H 37-42 Arm Height: 25-30 Seat Height: 17-22
	#C4093-B T-Arm, Black Base	584	602	619	636	653	670	Inside Seat Width: 19½ Inside Seat Depth: 18½
	#C4093-C T-Arm, Aluminum Base	634	652	669	686	703	720	Weight: 38 lbs.
	<b>Mesh Back with Vest Cover</b>							Seat COM: ¾ yard
	#C4193-B T-Arm, Black Base	632	650	667	684	701	718	Vest COM: ¾ yard
	#C4193-C T-Arm, Aluminum Base	682	700	717	734	751	768	
	<b>Mesh Back</b>							W 25 D 22 H 37-42 Arm Height: 26-31 Seat Height: 17-22
	#C4094-B C-Arm, Black Base	559	577	594	611	628	645	Inside Seat Width: 19½ Inside Seat Depth: 18½
	#C4094-C C-Arm, Aluminum Base	609	627	644	661	678	695	Weight: 38 lbs.
	<b>Mesh Back with Vest Cover</b>							Seat COM: ¾ yard
	#C4194-B C-Arm, Black Base	607	625	642	659	676	693	Vest COM: ¾ yard
	#C4194-C C-Arm, Aluminum Base	657	675	692	709	726	743	
<b>Options</b>								
	TB 133 (-TB)	Not Available						
	Soft Tread Casters (-STC)	\$25						